



The Sustainable Community

Strategy for Halton

2011 - 2016

Mid-year Progress Report

01st April – 30th Sept 2011

**Document Contact
(Halton Borough
Council)**

Hazel Coen
(Divisional Manager Performance & Improvement)
Municipal Buildings, Kingsway
Widnes, Cheshire WA8 7QF hazel.coen@halton.gov.uk

This report provides a summary of progress in relation to the achievement of targets within Halton's Sustainable Community Strategy 2011 - 2016.

It provides both a snapshot of performance for the period 01st April 2011 to 30th September 2011 and a projection of expected levels of performance to the year-end.

The following symbols have been used to illustrate current performance as against the 2011 target and as against performance for the same period last year.



Target is likely to be achieved or exceeded.



Current performance is better than this time last year



The achievement of the target is uncertain at this stage



Current performance is the same as this time last year
























Target is highly unlikely to be / will not be achieved.



Current performance is worse than this time last year

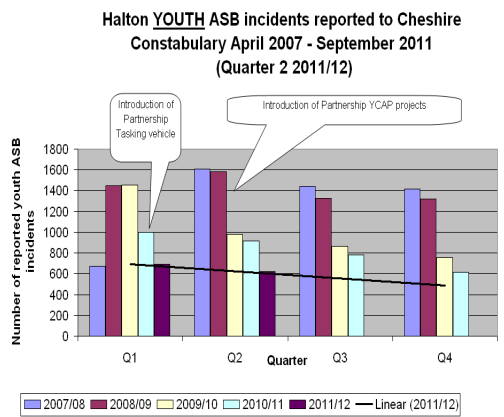
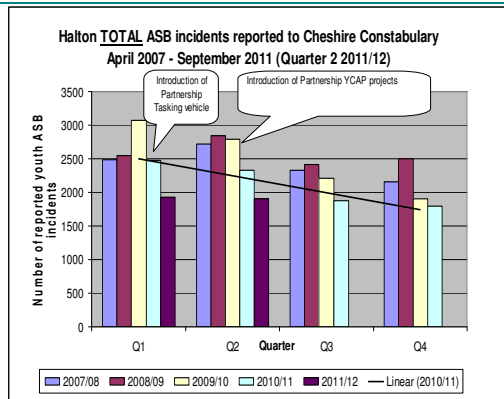
Safer Halton

Page	Ref	Descriptor	2011 / 12 Target	Direction of travel
5	SH 1	Reduce Actual Number of ASB incidents recorded by Cheshire Police broken down into youth and adult incidents		
6	SH 2	Reduce the number of Arson incidents (NI33)		
8	SH 3	Reduced perception by residents of antisocial behaviour (NI 17)		
10	SH 4	Safeguarding Children: Reduce the Number of Young People who repeatedly run away in Halton (NEW 2011)		
11	SH 5	Vulnerable Adults – Safeguarding: Increase the percentage of VAA Assessments completed within 28 days		
12	SH 6	Reduce repeat incidents of domestic abuse within the MARAC Cohort (NI32)		
13	SH 7	a) Increase the % of successful completions (drugs) as a proportion of all in treatment (over 18)		
14		b) Increase the % of successful completions (Alcohol) as a proportion of all in treatment (over 18)	Placeholder 2012/13	New Measure
15	SH 8	a) Reduce the number of individuals representing within 6 months of discharge (Drugs) NEW 2011		N/A
16		b) Reduce the number of individuals representing within 6 months of discharge (Alcohol)	Placeholder 2012/13	New Measure
17	SH 9	Reduce the rate of young people (0-18) admitted to hospital due to substance misuse (will include alcohol)	N/A	New Measure
18	SH 10	Reduce Alcohol related hospital admissions (NI 39)		

Page	Ref	Descriptor	2011 / 12 Target	Direction of travel
19	SH 11	Reduce the re-offending rates of repeat offenders (RO's in the Navigate IOM scheme) (Formerly NI 30)	Data Available Qtr 4	New Measure
20	SH 12	Reduce the number of first time entrants to the Youth Justice System (formerly NI111).	Data Available Qtr 4	Revised Measure
21	SH 13	Use of Custody (NEW 2011)	Data Available Qtr 4	New Measure
22	SH 14	Placeholder New Measure: Reduce the proportion of individuals within the Navigate cohort who's offending is substance misuse related.	Placeholder 2012/13	New Measure
23	SH 15	Reduce the re-offending rate of young offenders (Formerly NI 19)	Placeholder 2012/13	New Measure
24	SH 16	Reduce serious acquisitive crime (Formally NI16)		
26	SH 17	New Revised Measure: Reduce Assault with Injury crime rate (Formerly NI 20)		

SCS / SH1

Reduce Actual Number of ASB incidents recorded by Cheshire Police broken down into youth and adult incidents



2010/11 Actual	2011/12 Target	2011/12 Qtr 2	2011/12 Qtr 4	Current Progress	Direction of Travel
8489	8065	3827			

Data Commentary:

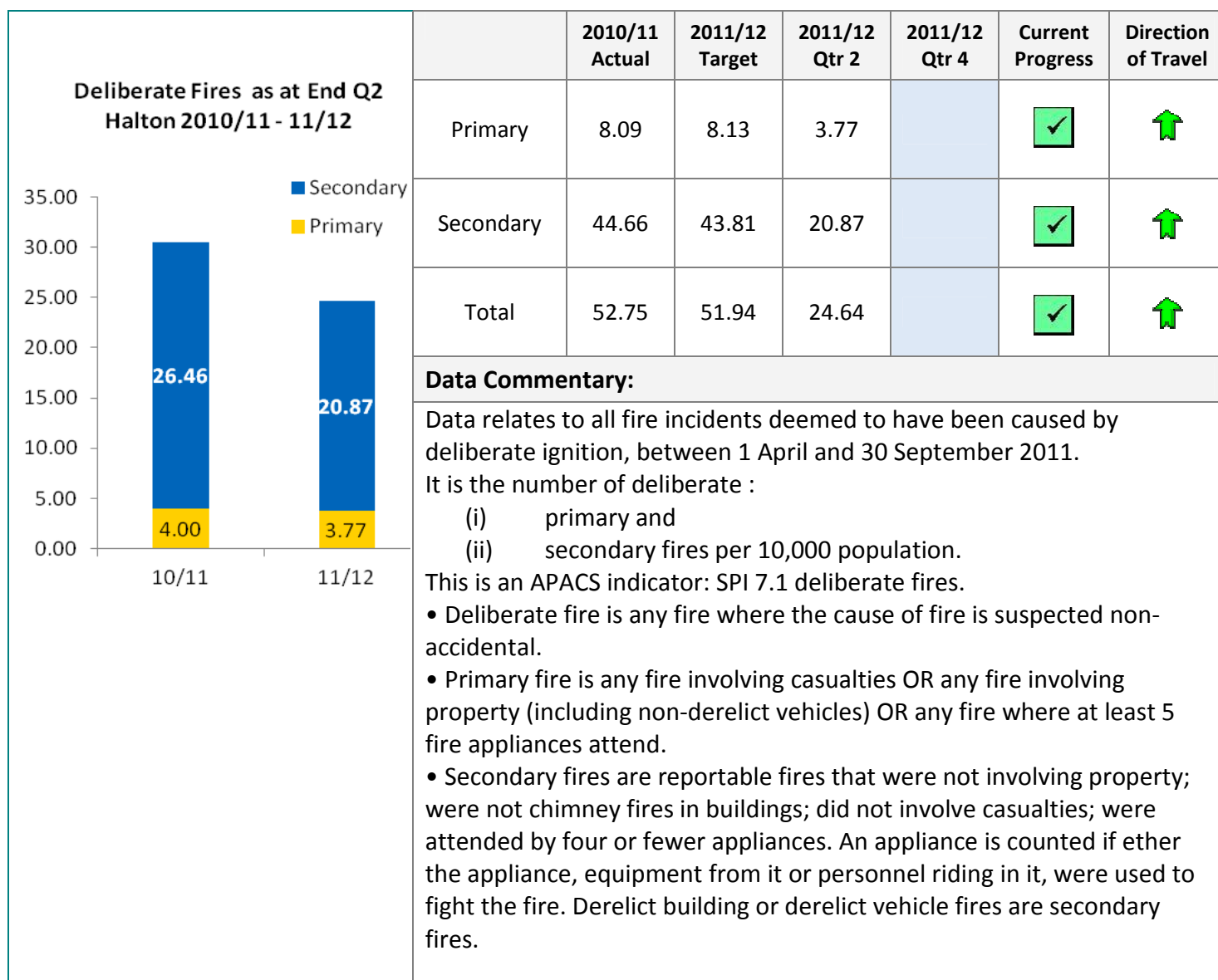
Actual number of antisocial behaviour (ASB) incidents reported to the Cheshire Police, cumulatively in the year. 1925 (Q1) 1902 (Q2).

Performance Commentary:

Numbers continue to reduce each quarter when compared to 2010/11. Total ASB is down this quarter by 18.54% (433 less incidents), youth related ASB is down by 13.83% (100 less incidents). ASB Numbers have reduced consistently each quarter since Q2 of 2009/10 (9 quarters).

Summary of Key activities taken or planned to improve performance:

Recent analysis undertaken by the Community Safety Partnership has identified significant reductions in ASB during the summer holiday period of 2011/12 when compared with the same period during 2010/11. The reductions have been linked directly to several services which were delivering the service during the specific days / times where reductions have been identified. These services include VRMZ, CRMZ, HUB, Catch 22 and the Partnership Tasking Vehicle. Youth ASB numbers reduced during this period alone by **38.58%** – this equates to 260 less incidents (or potential victims) over a two month period.



	2010/11 Actual	2011/12 Target	2011/12 Qtr 2	2011/12 Qtr 4	Current Progress	Direction of Travel
Primary	8.09	8.13	3.77		✓	↑
Secondary	44.66	43.81	20.87		✓	↑
Total	52.75	51.94	24.64		✓	↑

Data Commentary:

Data relates to all fire incidents deemed to have been caused by deliberate ignition, between 1 April and 30 September 2011. It is the number of deliberate :

- (i) primary and
- (ii) secondary fires per 10,000 population.

This is an APACS indicator: SPI 7.1 deliberate fires.

- Deliberate fire is any fire where the cause of fire is suspected non-accidental.
- Primary fire is any fire involving casualties OR any fire involving property (including non-derelict vehicles) OR any fire where at least 5 fire appliances attend.
- Secondary fires are reportable fires that were not involving property; were not chimney fires in buildings; did not involve casualties; were attended by four or fewer appliances. An appliance is counted if either the appliance, equipment from it or personnel riding in it, were used to fight the fire. Derelict building or derelict vehicle fires are secondary fires.

Performance Commentary:

Incidents of deliberate fires have decreased by 19.1% at the end of quarter 2 compared to the same period in 2010/11. This equates to 5.8% for NI33i Deliberate Primary Fires and 21.1% for NI33ii Deliberate Secondary Fires. Comparatively, Cheshire as a whole has seen a 12.3% decrease. Currently, performance for both of these indicators is positively under target year to date

Cheshire FRS is part of the CFOA Family Group 4, formed of fire and rescue services from England, Wales and Northern Ireland. Originally, membership was decided by grouping 'similar' fire services based upon factors such as population, deprivation, risk profiles and incident volumes. Of the 18 Services in the group, Cheshire is ranked 12th in terms of population size, with 1st representing the highest volume. Although Average values cannot be given at present, as at the end of Q1 201/12, Cheshire FRS were ranked 4th and 10th for deliberate primary and secondary fires respectively.

Summary of Key activities taken or planned to improve performance:

The direction of travel for the reduction of deliberate fire incidents in Halton is excellent and has been achieved through a wide-ranging 'toolbox' of intelligence led arson reduction activities and excellent partnership working. The 'arson reduction toolbox' comprises of youth engagement activities including; RESPECT, the Phoenix Project, Fire Cadets, Princes Trust and the Runcorn Community Garden (additional information can be provided on these activities if required). A report is completed for every deliberate fire incident in the borough which is sent to a 'single point of contact' (SPOC) in the Police.

Each of the stations in Halton (Runcorn and Widnes) produce a monthly arson report to identify trends and peaks in arson activity which is shared with partners from the Borough Community Safety Team. Areas of high activity are reported to the Halton 'Tasking and Coordination' Group in order to have a multi-agency approach to the problem; recent successes have been in the Dundalk Road area of Widnes. Each of the stations has dedicated 'arson routes' which are reviewed monthly to encompass the areas of greatest anti-social fire activity; the crews patrol the areas in their fire appliances to act as a deterrent and provide reassurances to the community.

A number of recent arrests and convictions for arson related activities in the borough has had a positive effect on the number of arson related incidents in Halton.

Looking forward developing activities for the future we are discussing innovative ways to address the issues of deliberate fires; these include the concepts of additional diversionary activities such as Halton On Line Gaming Championships, utilising social media and computer gaming – to be held over the Halloween and Bonfire Period; discussions to introduce the concept of community bonfires within Halton providing local community based events over the bonfire period; the concept and development of Phoenix Cadets – this is an addition to the current Phoenix Project in Halton to extend the Fire Cadets out to primary age children in schools within the community.

SCS / SH3

Reduced perception by residents of antisocial behaviour (NI 17)

2010/11 Actual	2011/12 Target	2011/12 Qtr 2	2011/12 Qtr 4	Current Progress	Direction of Travel
24.4 (2008/09) Latest available	Reduce to North West average Average 22.9%	17%			

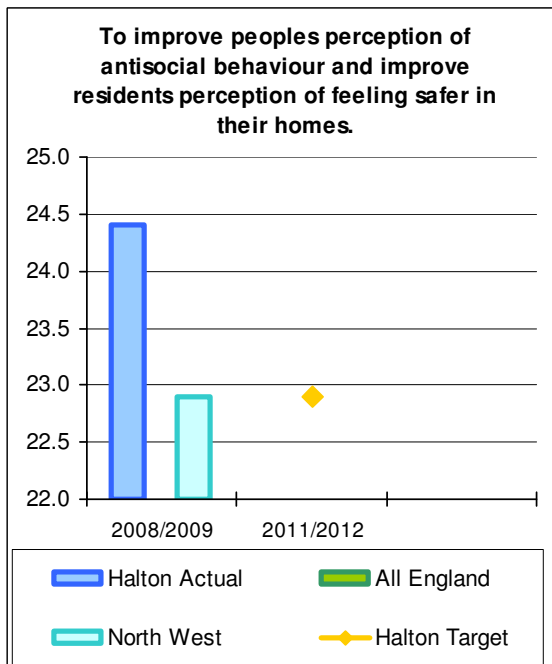
Data Commentary:

Local Measures focusing on perceptions of antisocial behaviour, which combines responses to seven questions about antisocial behaviour. Local authorities are a key partner agency with the police in tackling ASB and have responsibilities to prevent ASB. They are an applicant agency for anti-social behaviour orders (ASBOs); they lead on housing-related ASB, tackling litter/graffiti, and are responsible for licensing of premises and in securing and designing environments to reduce likelihood of alcohol-fuelled disorder and ASB.

Performance Commentary:

From the 2011 resident's survey a figure for NI17 is 17%. However this comes with a number of caveats.

- It cannot be directly compared to the 2008 place survey, carried out by MORI, due to changes in methodology between the two surveys. Therefore should now act as a benchmark figure for future resident surveys
- There is no North West comparison figure available and is unlikely to be in the future. This is because there is no statutory requirement for Local Authorities to collect NI17 information.



Summary of Key activities taken or planned to improve performance:

In the absence of a nationally prescribed survey (previously the Place Survey), work has been progressed in quarter 3 to establish a more locally focused survey to capture community perceptions and satisfaction levels. This residents survey undertaken in October 2011 includes the following questions:

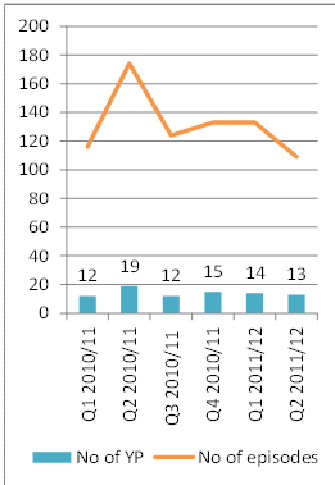
- 1) How much of a problem respondents feel 'Teenagers hanging around the streets' 'Vandalism, graffiti and other deliberate damage to property and vehicles' 'People using or dealing drugs' 'abandoned or burnt out cars' and 'people being drunk or rowdy in public spaces' to be a very big or fairly big problem within their local area

- 2) Respondents experience of the above in the last 12 months
- 3) How safe respondents feel 'inside your home' 'in your local area during the day' and in your local area after dark'
- 4) Confidence in the police in respondent's local area.

It is intended to undertake future surveys every two years. In addition to the resident's survey measures, the previous NI 17 (Reduced perception of antisocial behaviour) measure will also be reported and to inform perceptions of anti-social behaviour. It will then be determined as to whether future targets will be set based on NI 17 or a selection of indicators as established and a baseline captured in 2011.

SCS / SH4

Safeguarding Children: Reduce the Number of Young People who repeatedly run away in Halton (New Measure)



Quarter	No of missing from home	No of episodes missing from home	No of missing from care	No of episodes missing from care	No of missing from COCA	No of episodes missing from COCA
Q1 2010/11	1	5	11	110	8	89
Q2 2010/11	7	52	19	122	9	85
Q3 2010/11	5	37	7	85	2	17
Q4 2010/11	4	21	11	112	9	25
Q1 2011/12	2	15	12	122	8	78
Q2 2011/12	3	32	7	77	5	51

2010/11 Actual	2011/12 Target	2011/12 Qtr 2	2011/12 Qtr 4	Current Progress	Direction of Travel
18 Young People – 465 episodes	17 young people – 428 episodes	13			

Data Commentary:

The Children and Family Commissioning Partnership Board of the Children’s Trust has agreed a target for both the Children’s Safeguarding Board and Safer Halton Partnership Board. This target will be an 8% reduction in the number or recorded episodes of repeated runaways. This target will be reviewed in April 2012.

This will be analysed by

- Children in residential and foster care
- Children running away from their home

Children from other Local Authorities who are placed within Halton

Performance Commentary:

Significant reductions have been recorded across the last two quarters of 2011/12

Summary of Key activities taken or planned to improve performance:

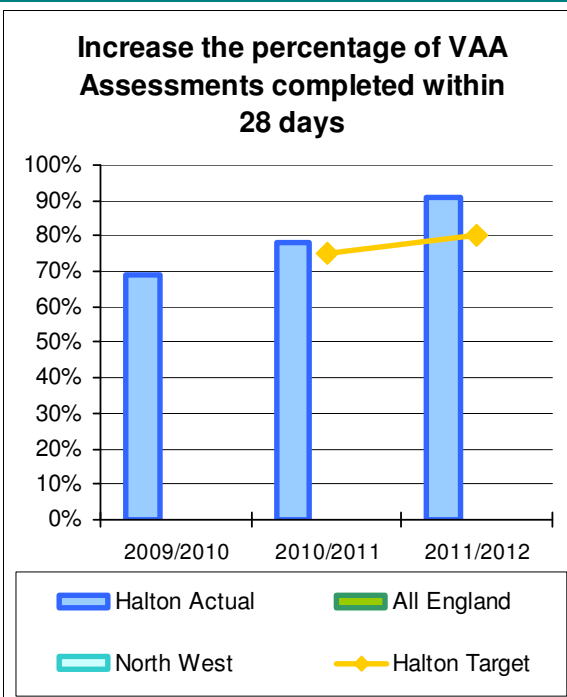
The missing from home service deals with young people who have been notified as missing from home or from care. The performance framework was reviewed in April 2011 and now has the current outcomes:

- Reduce the number of ‘repeated’ occasions Children and Young people report missing from either care homes / foster care or from the home environment.
- Support the development, health and wellbeing of Children and Young People by providing stable foster care and care home provision.
- Improve the identification of Children and Young People suffering from sexual exploitation who have run away from either care homes / foster care or from the home environment and ensure access to specialist support services.
- Increase the number of service users engaged in the development of the service.
- Promote and raise awareness of the ‘triggers’ of running away from care homes / foster care and from the home environment to Children and Young People.

In order to measure this aim the number of young people who run away on more than 3 occasions during a 90 day period will be captured along with the number of episodes as shown above.

SCS / SH5

Vulnerable Adults – Safeguarding: Increase the percentage of VAA Assessments completed within 28 days.



2010/11 Actual	2011/12 Target	2011/12 Qtr 2	2011/12 Qtr 4	Current Progress	Direction of Travel
78.12	80.00	90.91			

Data Commentary:

The higher the number of VAA's completed within 28 days ensures that investigations are conducted in a timely manner and resulting outcome are delivered quickly for the alleged victim. This potentially reduces the impact that abuse can have on those involved.



Performance Commentary:

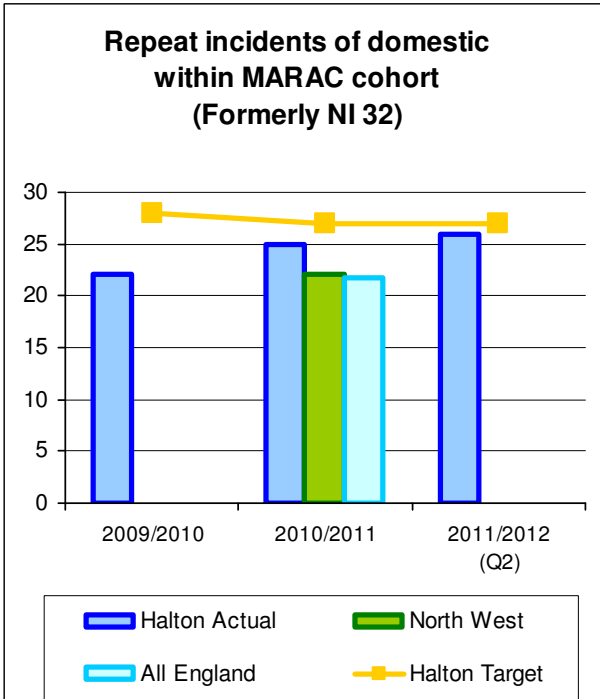
Figures have shown a steady increase of completions within 28 days since 2009/10.

Summary of Key activities taken or planned to improve performance:

Referrals are received from a variety of sources by Social work teams who will prioritise abuse cases leading to an appropriate response within timescales.

Improvements in process timescales have been achieved in recent years. Some room for improvement is predicted and then maintenance at 82% is projected as the optimum level achievable. It is recognised that it is not possible to achieve 100% of VAA investigations to be completed in 28 days and the rationale is to maintain current levels of service, given budgetary pressures. Actual performance will be monitored on a regular basis (at least quarterly) and targets will be refreshed as necessary.

2010/11 Actual	2011/12 Target	2011/12 Qtr 2	2011/12 Qtr 4	Current Progress	Direction of Travel
25	27	26%			



Data Commentary:

This measure is intended to measure the repeat incidents of the highest risk cases of domestic violence.

For the purposes of this indicator, a repeat case occurs when a case that is reviewed at a MARAC has also been seen or reviewed at the same MARAC or a different MARAC within the same Local Area Agreement within the preceding 12 months (from the review). Each repeat case will also be counted each time it is reviewed in a given 12 month period (i.e. If a case first comes to MARAC in January and then is reviewed in February and July this will count as two repeats). If a case was reviewed at a different MARAC outside of the Local Area Agreement within the preceding 12 months, this will not be counted as a repeat.

Performance Commentary:



It is anticipated that this target will be achieved, however, the number of repeat incidents is higher than last year.

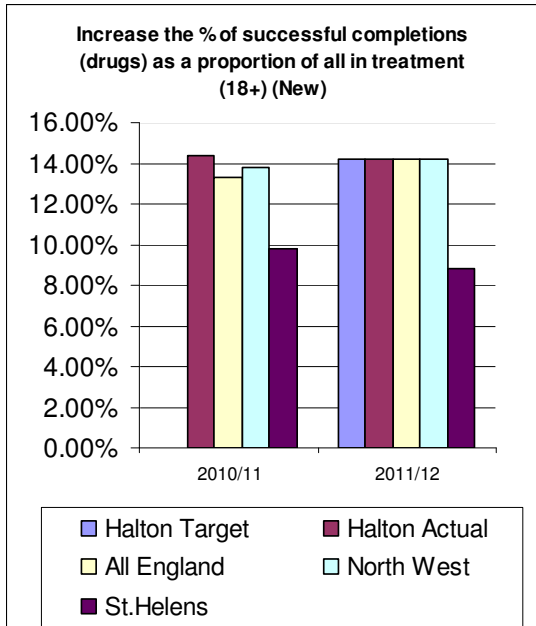
A higher rate can however can indicate that more agencies are able to identify a repeat victim and that victims have the confidence to disclose further incidents possibly suggesting a good experience of MARAC for the first time.

Summary of Key activities taken or planned to improve performance:

Multi-Agency Risk Assessment Conferences (MARACs) focus on high risk victims of DV as indicated through the use of risk assessment tools. By sharing information, agencies get a better picture of victims' situations and so develop responses that are tailored to the needs and goals of individual victims and their children. Safe information-sharing also allows agencies to manage the perpetrator in ways that reduce risk. The aim of the MARAC is to jointly construct and implement a risk management plan that provides professional support to all those at risk and that reduces the risk of harm and to reduce repeat victimisation.

SCS / SH7^{1a} Increase the % of successful completions (Drugs) as a proportion of all in treatment (18+) New Measure

	2010/11 Actual	2011/12 Target	2011/12 Qtr 2	2011/12 Qtr 4	Current Progress	Direction of Travel
	14.4%	Above NW average 14.23%	14.18%			
Data Commentary:						
Data is provided by the National Treatment Agency (NTA) monthly successful completions reports for partnership and regional/ national levels for quarter 2 (Apr – Sep 2011)						
Performance Commentary:						
The target has been set to achieve performance above the North West Average. It is intended to review this after 12 months, once the new provider is firmly in place and performance is established.						
The figure of 14.18% for Halton represents 82 successful completions out of a total in treatment of 578 in the previous 12 month rolling period						



Summary of Key activities taken or planned to improve performance:

The new Substance Misuse Service, provided by CRI, commenced on the 1st February. It is anticipated that following implementation of their 'foundations for recovery' model of delivery, performance will continue to exceed that of the national average.

¹ SCS / SH7a is also replicated under Healthy Halton as SCS / HH 11a
Page 13 of 27

SCS / SH7^{2b} Increase the percentage of successful completions (Alcohol) as a proportion of all in treatment (over 18)

	2010/11 Actual	2011/12 Target	2011/12 Qtr 2	2011/12 Qtr 4	Current Progress	Direction of Travel
Placeholder 2012/13	New Indicator		Baseline to be established		Placeholder 2012/13	New measure
	Data Commentary:					
	The aim of this service is to increase the % of successful completions as a proportion of all people in treatment for an alcohol addiction. It is a measure of how successful the Tier 3 Community Service is, in treating alcohol dependency and ensuring that the in-treatment population does not remain static.					
	Performance Commentary:					
This new service will be established in 2012/13. Targets will then be set following the collection of data in year 2012/13 and a baseline established.						

Summary of Key activities taken or planned to improve performance:

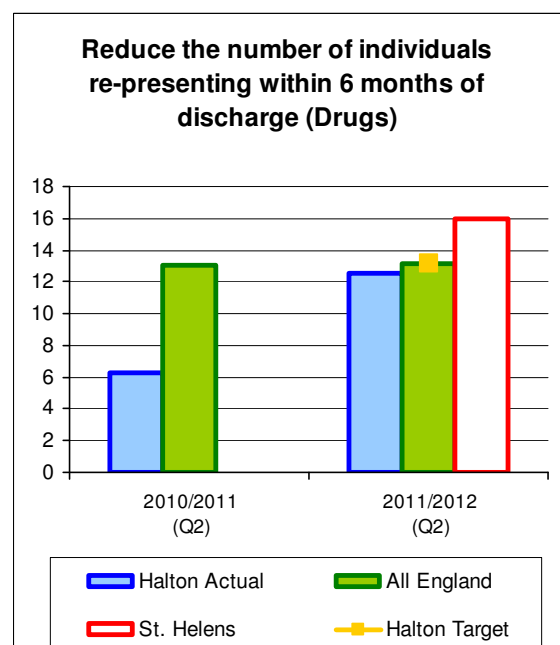
Following a robust and comprehensive competitive tender process, the new Substance Misuse Provider in Halton 'CRI' commenced service delivery on 1st February 2012. Work is underway to embed the service and to support CRI to deliver quality, recovery orientated interventions which put the service user at the centre of their recovery journey rather than being a passive recipient of care.

Key Stakeholders will be invited to a 'meet and greet' event in February 2012 to enable the wider partnership to learn more about the new Substance Misuse Service.

² SCS / SH7b is also replicated under Healthy Halton as SCS / HH 11b.

SCS / SH8a

Reduce the number of individuals re-presenting within 6 months of discharge (Drugs)
[New Measure]



2010/11 Actual	2011/12 Target	2011/12 Qtr 2	2011/12 Qtr 4	Current Progress	Direction of Travel
New Indicator	13.1%	12.5%		<input checked="" type="checkbox"/>	N/A

Data Commentary:

Target based on remaining below the All England average. Data reported above is based on a 12 month rolling basis. 48 Individuals completed treatment; out of the cohort of 48, 6 individuals re-presented within six months – this equates to 12.5%.

This provides an indication of the numbers of individuals who have left treatment and are managing to sustain their recovery in the longer term.

However, it is important to note that as the number of individuals in the cohort completing treatment is relatively small (reflective of the population size of Halton), a small increase in numbers of individuals re-presenting can have a large effect on the % re-presenting.

Performance Commentary:

During the period October 2010 – September 2011, 48 Halton individuals completed treatment. Out of the cohort of 48, six individuals re-presented within six months – this equates to 12.5%. This indicates that 87.5% of individuals managed to sustain their recovery as they did not re-present following discharge from treatment.

In comparison to the National picture, Halton is better performing. The national percentage for individuals re-presenting within six months of completion of treatment is 13%.

Summary of Key activities taken or planned to improve performance:

The new Substance Misuse Service, provided by CRI, commenced on the 1st February. It is anticipated that following implementation of their 'foundations for recovery' model of delivery, performance will continue to exceed that of the national average.

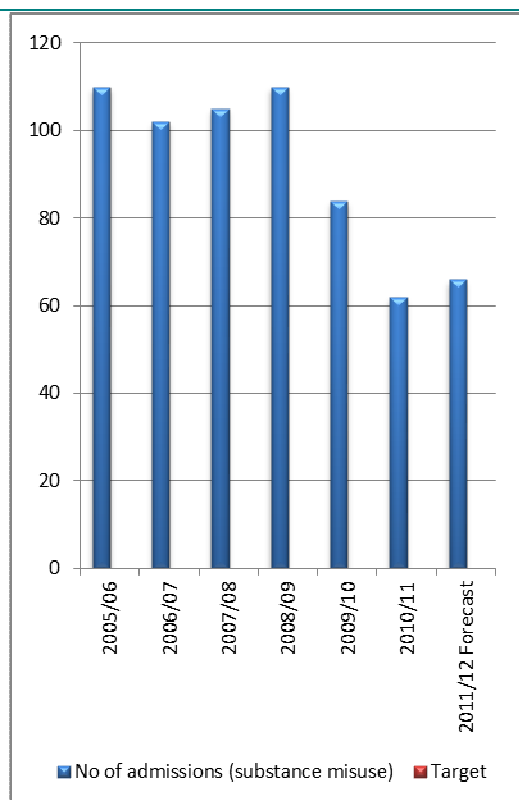
SCS / SH8b

Reduce the number of individuals re-presenting within 6 months of discharge (Alcohol)
[New Measure]

	2010/11 Actual	2011/12 Target	2011/12 Qtr 2	2011/12 Qtr 4	Current Progress	Direction of Travel
	New Indicator	Baseline to be established	Refer to comment		Placeholder 2012/13	New measure
Placeholder 2012/13	Data Commentary:					
	<p>This new service will be established in 2012/13. Targets will then be set following the collection of data in year 2012/13 and a baseline established.</p> <p>Data not currently collected on a national basis, this is a local measure.</p> <p>This provides an indication of the numbers of individuals who have left treatment at the Tier 2/3 Community Service 'CRI' and are managing to sustain their recovery in the longer term.</p>					
	Performance Commentary:					
	<p>This measure is a measure of how successful the Tier 3 Community Service is, in treating alcohol dependency and ensuring that there has been sufficient focus on sustaining treatment gains.</p>					
Summary of Key activities taken or planned to improve performance:						
<p>Following a robust and comprehensive competitive tender process, the new Substance Misuse Provider in Halton 'CRI' commenced service delivery on 1st February 2012. Work is underway to embed the service and to support CRI to deliver quality, recovery orientated interventions which put the service user at the centre of their recovery journey rather than being a passive recipient of care.</p> <p>Part of the treatment offer involves the Provider ensuring that there are aftercare arrangements in place to support the Service User once they leave the service. This includes periodic contact, an aftercare plan and information re mutual aid and self help groups.</p> <p>Key Stakeholders will be invited to a 'meet and greet' event in February 2012 to enable the wider partnership to learn more about the new Substance Misuse Service.</p>						

SCS / SH9

Reduce the rate of young people (0-18) admitted to hospital due to substance misuse (will include alcohol)



2010/11 Actual	2011/12 Target	2011/12 Qtr 2	2011/12 Qtr 4	Current Progress	Direction of Travel
1277	1213 (- 5 %)			N/A	New measure

Data Commentary:

Q2 data not available. This indicator measures the percentage of the hospital admissions for 0-16 years olds where substance misuse is coded as reason for admission per 10,000.

Data currently subject to query as targets set against previous data provided, however data accuracy has been called into question. This performance therefore is being presented for the first time and target setting will need to be revisited to ensure targets are appropriate.

Performance Commentary:

Forecast performance represents a slight increase on the previous year, however the general trend remains lower than had previously been seen.

Summary of Key activities taken or planned to improve performance:

There are a number of developments to interventions Halton has implemented around this indicator including restructuring the specialist treatment service, developing treatment processes to ensure current treatment plans are aimed towards successful transition back into education, employment, training and recovery. The mobile outreach service (VRMZ) is actively engaging with young people in 'hotspot' areas, who currently do not access services. A wide range of provision will be delivered from this mobile service including a range of drug and alcohol interventions.

We have built upon the specialist treatment and targeted outreach services for young people in Halton by ensuring a range of interventions are available and increased the number of young people successfully completing treatment are engaging in positive activities.

We have establish effective links with acute wards and A&E to ensure all young people admitted due to self-harm or overdose are aware of specialist treatment services. Young people have been involved in reviewing and designing marketing and information materials to target young people at risk of misusing alcohol.

In partnership with Mentor UK and Young Addaction we have trained key voluntary and community groups in carrying out brief interventions with young people who have disclosed alcohol misuse. Through the Skills for Change programme we are delivering projects in high schools aimed at children and young people affected by substance misuse.

SCS / SH10³ Reduce Alcohol related hospital admissions (NI 39)

	2010/11 Actual	2011/12 Target	2011/12 Qtr 2	2011/12 Qtr 4	Current Progress	Direction of Travel
		2839	2916	1419.1		?
Data Commentary:						
This indicator measures the rate of alcohol related hospital admissions per 100,000 population using Hospital Episode Statistics.						
Performance Commentary:						
As key services start up in 2012/13, it is envisaged that there will be an impact on admissions that are both wholly and partially related to alcohol. It is anticipated that these developments will slow the rate of increase in alcohol related admissions.						

Summary of Key activities taken or planned to improve performance:

- A programme of Identification and Brief Advice (IBA) Training for key frontline professionals is being rolled out across the borough. The aim is to ensure that advice is on offer for people who would benefit from reducing their drinking, alcohol problems are identified earlier and that there is a referral to treatment services for those requiring more intense support.
- An innovative, new, integrated, recovery orientated substance misuse treatment service commenced service delivery on 01 February 2012. Considerable investment has been made to increase capacity and modernize treatment services, allowing us to change the way in which we tackle alcohol and drug related problems. The service will not only address drinking or drug taking behaviours but will aim to identify and tackle underlying causes and ensure that factors which help increase a person's chances of getting and staying well are enhanced. For example, does the service user have a job, a safe place to live, robust family relationships and feel included within the community? Support and advice will be on offer for service users and their families and the wider partnership will be engaged to explore and tackle cross cutting themes, including safeguarding and social inclusion.
- Alcohol Liaison Nursing (ALN) Services are being developed in Whiston and Warrington Hospitals. The Alcohol Liaison Nursing Service will be established to provide high quality, evidence based alcohol treatment at the Emergency Departments and on hospital wards. The service will bridge the gap between inpatient admission and community treatment by providing the opportunity for acute hospital patients to be given an alcohol intervention and education on their alcohol use and, for those who need it, the opportunity to be fast-tracked to appropriate community services. The services will avoid unnecessary admissions and enhance the care given to people who regularly attend hospital for alcohol related harm.
- A Review of the Tier 4 Alcohol Treatment Service is underway at the Windsor Clinic Mersey care on behalf of Halton & St Helens and NHS Mersey. There is a requirement to ensure that service provision for very complex and vulnerable cases are aligned with the new, recently commissioned, community based Tier 2/3 Recovery Services.

³ SCS / SH10 is also replicated under Healthy Halton as SCS / HH 1

SCS / SH11 Reduce the re-offending rates of repeat offenders (RO's in the Navigate IOM scheme) (Formerly NI 30)

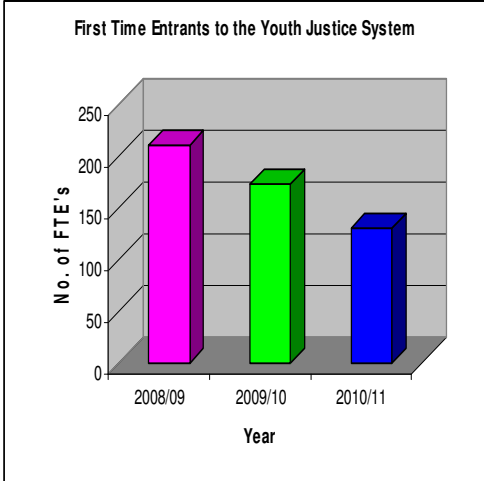
	2010/11 Actual	2011/12 Target	2011/12 Qtr 2	2011/12 Qtr 4	Current Progress	Direction of Travel
New Measure.	New Indicator	PPO: 40% reduction. RO: 4% reduction shift in offence type	Refer to comment		Data Available Qtr 4	New Measure
	Data Commentary:					
	There is no Q2 information available as the measure is changing soon.					
	Performance Commentary:					
Police Officers and the designated Probation staff continue to undertake regular prison visits to those offenders on the Navigate Scheme.						

Summary of Key activities taken or planned to improve performance:

The principal intention behind this indicator is to enable local areas to monitor performance of their Prolific and other Priority offenders (PPO).

PPO schemes in reducing re-offending amongst their PPOs. It is recognised that annual reductions in rates of offending vary with the length of time an offender has been on the scheme - in other words, it is reasonable to expect PPOs recently taken on to a scheme to show a more significant reduction in their offending over their first year on a scheme compared with an offender who has been on a scheme for 12 months, and who has already shown a steep reduction in his or her offending. The methodology for measuring this indicator allows for such factors to be taken into account.

SCS / SH12 Reduce the number of first time entrants to the Youth Justice System (formerly NI111).

First Time Entrants to the Youth Justice System	2010/11 Actual	2011/12 Target	2011/12 Qtr 2	2011/12 Qtr 4	Current Progress	Direction of Travel
		130	234	117		Data available Qtr 4
Data Commentary:						
<p>From April 2011 this measure will be reported by Police National Computer (PNC) to Ministry of Justice (MoJ) who will publish the figures.</p> <p>Latest figures published by the MoJ are for the period July 2010 – June 2011 = 117</p>						

Performance Commentary:

This is no longer a Youth Offending Team (YOT) measure. However we have agreed locally from April 2012 to look at the number of first time entrants coming through the YOT system each quarter by outcome type.

For those cases which went through the Court system, we will analyse further the reasoning behind these decisions and what routes of diversion were sourced and report back to the Management Board our findings

Another element of reducing First Time Entrants is whether diverting young people away from the Criminal Justice System is effective and Halton & Warrington Youth Offending Team (HWYOT) currently operates the Divert Scheme.

We will also monitor all those young people referred to the Divert Scheme between the period 1st January - 31st March 2012 to track their offending activity during 12 months from point of referral and provide updates quarterly. Those who have offended, further analysis will take place and a reported back to the Board.

Summary of Key activities taken or planned to improve performance:

A gap was created in prevention services within Halton when the Youth Inclusion Support Programme (YISP) ceased to be funded in March 2011. It is too early to say at this time whether this will negatively impact on future FTE figures.

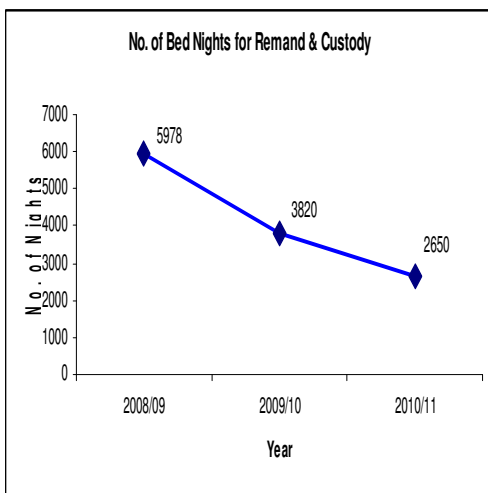
However in April 2011 due to the success of the YISP, the commissioners of HBC and the YOT funded two Prevention Posts that are based within the CRMZ.

Referrals are received primarily from IWST and Police to provide interventions to young people and their families covering a large spectrum of identified prevention concerns including ASB, Parenting, Teenage Pregnancy, Engagement in School and Family related issues.

The YOT also operate a Divert Project which was set up as one of 6 pilots in November 2009, the

aim of the project is to ensure that Children and Young People with mental health problems, speech and communication difficulties, learning disabilities and other problems such as family or social issues get the help they need at the point of arrest to prevent entrance into the youth justice system.

SCS / SH13 Use of Custody (New Measure)



2010/11 Actual	2011/12 Target	2011/12 Qtr 2	2011/12 Qtr 4	Current Progress	Direction of Travel
New measure	Baseline to be established	Refer to comment		Data available Qtr 4	New measure

Data Commentary:

This is a new measure for 2011/12 established to look at the number of custodial sentences given per 100,000 young people (10-17 years) in 2010/11 and therefore there is no baseline figure.

Data will be finalised at year end when 2011 general population figures become available.

Performance Commentary:

As well as the above, locally the YOT are compiling data in 2011/12 around the number of beds and bed nights used each quarter as this may become a budgetary cost that the authority will need to meet (See above graph). The data compiled in 2011/12 will become the baseline year for future targets.

Once the baseline for the number of custodial sentences is established for 2011/12 targets will be set for future years.

Summary of Key activities taken or planned to improve performance:

The new national measure will look at the number of custodial sentences given per 1,000 young people (10-17 years) in each area taken from the Office of National Statistics mid year estimates.

However, locally we propose to also look at the number of beds and bed nights each quarter, as this could have significant cost implications to the local authorities if the funding stream was changed.

SCS / SH14 Reduce the proportion of individuals within the Navigate cohort who's offending is substance misuse related. (Placeholder New Measure)

	2010/11 Actual	2011/12 Target	2011/12 Qtr 2	2011/12 Qtr 4	Current Progress	Direction of Travel
	New Indicator	TBA	Refer to comment		Placeholder 2012/13	New Measure
Placeholder 2012/13	Data Commentary:					
	To reduce the proportion of individuals within the Navigate cohort who continue to demonstrate offending behaviour related their substance misuse. The Police and Drug Team are working together to reduce this.					
	Performance Commentary:					
	Service not due to commence until January 2012 and reporting will not commence until 2012/13.					

Summary of Key activities taken or planned to improve performance:

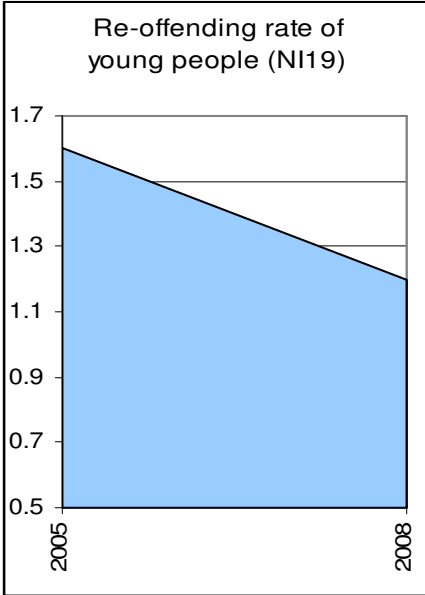
The leads for this indicator would be the Navigate Team and the new substance misuse service.

The service is not due to commence until January 2012 and therefore reporting will not commence until 2012/13.

Targets will be linked to the service specification and outcomes for this new service.

SCS / SH15

Reduce the re-offending rate of young offenders (Formerly NI 19)



2010/11 Actual	2011/12 Target	2011/12 Qtr 2	2011/12 Qtr 4	Current Progress	Direction of Travel
New measure	Baseline to be established	Refer to comment		Placeholder 2012/13	New measure

Data Commentary:

The YOT have now ceased reporting on the old NI19 – Reoffending Rate of Young Offenders. From April 2011, a new unified reoffending measure will be reported to the Ministry of Justice directly from Police National Computer data

In its place the YOT aim’s to work closely with young people on the Integrated Offender Management (IOM) scheme to reduce the rate of re-offences.

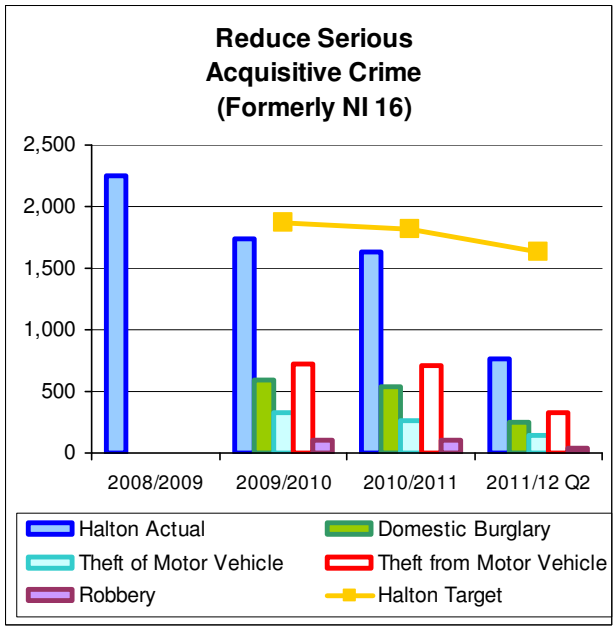
Performance Commentary:

Rate of proven re-offending by young offenders in IOM cohort to be agreed with the Safer Halton Partnership once a baseline is established. The YOT will track people who entered the Integrated Offender Management (IOM) cohort between January 1st to March 31st 2011 to measure re-offending rates including frequency and seriousness 12 months prior to nomination.

Summary of Key activities taken or planned to improve performance:

SCS / SH16 Reduce serious acquisitive crime (Formally NI16)

	2010/11 Actual	2011/12 Target	2011/12 Qtr 2	2011/12 Qtr 4	Current Progress	Direction of Travel
	1629	1629	757 (6.41, rate per 1000)			
Data Commentary:						
<p>This measure covers the following acquisitive crime rates;</p> <ul style="list-style-type: none"> - Domestic burglary - Theft of motor vehicle - Theft from motor vehicle - Robbery (personal and business) <p>It is calculated as follows: Number of recorded serious acquisitive crimes/total population x 1,000</p>						
Performance Commentary:						
<p>The serious acquisitive crime rate has slightly decreased compared to Quarter 2 last year.</p>						



Summary of Key activities taken or planned to improve performance:

The reduction of serious acquisitive crime remains a key priority with activities undertaken to address the various elements.

- Integrated Offender Management (IOM)

The cohort comprises of 47 offenders. During quarter two three offenders have gained employment, two have entered training, six have had CVs completed and three offenders have secured accommodation.

Police Officers and the designated Probation staff continue to undertake regular prison visits to those offenders on the Navigate Scheme.

- Car key Burglary

A new ANPR camera has been funded by the SHP and installed on Netherley Road. The camera provides crucial intelligence on the border with Merseyside to assist in investigation and bringing car key burglars and robbers to justice.

- Burglary day of Action in Appleton ward

The Community Safety Team delivered a Respect Week campaign during the school summer holidays in the Appleton ward (highest ward for ASB) of Widnes. As part of the summer RESPECT week, a burglary day of action was carried out with over 200 homes receiving door-to-door crime reduction advice, 96 Smartwater kits were installed and 40 bike marking kits. The day of action targeted the problematic streets where incidences of house and shed break-ins had occurred.



All vulnerable victims of burglary (including repeats) in Halton receive a Cheshire Constabulary Safer Homes Burglary victim assessment and Smartwater kit. All persons identified as being “Vulnerable” are also signposted to other partners e.g Age Concern, Housing, Homewatch, Alleygates etc.

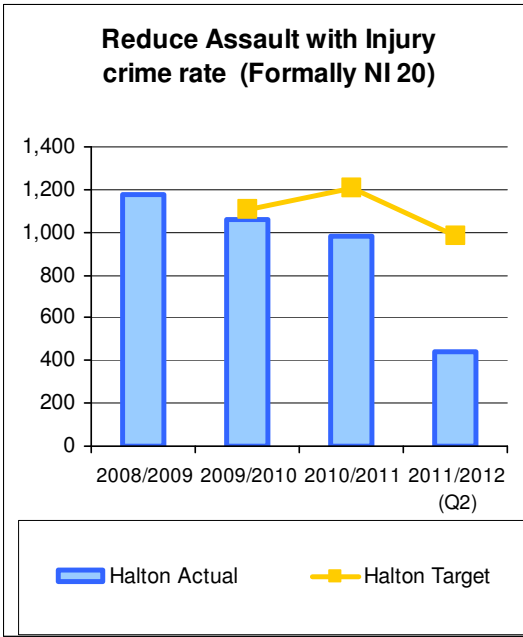
- Business Robbery - Violence in the workplace

All Business Robberies during the 6 month period are jointly visited by Environmental Health and the Crime Reduction Officer. Particular focus is given to cash handing procedures, alarms, staff training, opening and closing procedures and CCTV are reviewed.

- Rogue Traders / Doorstep Crime

“Daily” intelligence is assessed by the Community Safety Team in respect of force wide doorstep scams and modus operandii`s. The Community Safety Team then works with Consumer Direct (Trading Standards) to monitor Halton incidents and review local incidents. The project is carefully monitored due to the nature and seriousness of the crime, unfortunately most victims tend to be elderly. Memocams (covert CCTV kits) have been funded by the SHP and we continue to ensure that all elderly victims of such crime receive appropriate advice, technology (lifeline / CCTV) and referrals to other support and welfare services. Additionally, all 710 members of I-CAN (Community Alert Network / Homewatch) including the local newspapers receive information about the scams.

	2010/11 Actual	2011/12 Target	2011/12 Qtr 2	2011/12 Qtr 4	Current Progress	Direction of Travel
	979	979	439			
Data Commentary:						
<p>This is the number of 'assaults with less serious injury' (including racially and religiously aggravated) offences per 1,000 population as a proxy for alcohol related violent offences.</p> <p>This is an APACS indicator: SPI 5.3 Assaults with less serious injury rate.</p>						
Performance Commentary:						
<p>The number of recorded assaults with less serious injury has continued to reduce over time.</p>						



Summary of Key activities taken or planned to improve performance:

This measure is not intended to focus solely on “public place” violence. There is acknowledgement that this measure will include assaults as a result of domestic violence, and a proportion of these will involve alcohol. The reduction of assault with injury remains a key priority with activities undertaken to address the various elements:

- Operations Ford & Clio (Police Night Time Economy checks)
Operation Ford & Clio are funded by the Community Safety Team and tackle alcohol related disorder in the town centre areas of Halton. The team comprises of licensing enforcement and Operational Police officers who are led by the operational group to tackle problematic and hot spot areas by providing a uniformed Police presence
- Drugs Dogs Operations (Police Drugs Operations)
These specifically targeted operations are conducted regularly to deter and prevent the use of illegal substances in our licensed premises and involve a team of Police officers along with a specially trained sniffer dog and handler to undertake an ad hoc visit to premises in the borough.
 - CCTV fit for purpose checks (CCTV minimum standards)
 - Alcohol related Stops (Young People) & Section 27 “Direction to Leave” for 48 hours.
- Operation Staysafe
Operation Stay Safe is a partnership initiative to address issues of vulnerable young people out on our streets late at night, in an attempt to reduce anti-social behaviour and to protect young people from becoming victims of crime or entering the judicial system. The operation looks to reunite young people under the age of 18yrs at a place of safety with their appropriate carer or guardian. During the 6 months 1374 young people have received brief intervention advice and 30 have been taken to

a place of safety for further assessment and parenting advice and support.

- Under age alcohol sales prevention; Advisory and Compliance visiting, Proxy and Test purchasing operations.

Over 170 advisory and compliance visits have been made since April 2011. These visits are built upon in the Responsible Retailing scheme.

Age Verification by Challenge 21/25 procedures are undertaken on both on and off licensed premises. Since April 2011, 46 test purchases resulted in only one failure.

Proxy purchasing by adults on behalf of young people is targeted by partnership operations between the Police and the Alcohol Enforcement Officer. In two operations since April 2011, no offences have been detected but proxy purchasing remains significant problem and difficult to prevent and detect.

- Responsible Retailers Scheme (standards based - off-license underage sales training)

The Responsible Retailer scheme is an educational input delivering good practice procedures available to all off and on licensed premises. The Scheme ensures that staff involved in the sale of alcohol are fully aware of the legislation and their responsibilities under law to ensure that every step is taken to avoid sale to customers under age. Over 70 premises have received the input, including an initial target list of 27 premises identified as being at high risk of under-age sales.

- Educational inputs to Young people.

- ARCANGEL (Cheshire's standards based approach for Towns and Premises)

In 2011 4 licensed premises have been identified as complying with the minimum standards and are fully supportive of the accreditation scheme.

- Joint Operations with UKBA

- Pubwatch

- Operation ICED

Regular training is delivered to door security staff to identify false and fake identification.